

ROUND PLUG — CONNECTORS

Watertight round connectors are mostly used to disconnect electrical wirings on board of yachts and sport boats.

Attributes such as

- high nominal power
- screw terminals
- small dimensions
- simple to secure screw closures
- space for comfortable installation



meets with the requirements of applications aboard pleasure crafts.

Round plug connector series 692 are available for

- 2 and 4 pole for illumination
- 7 pole for wind speed indicator
- 2+PE for shore power 230 V

Round plug connector series 694 are available for

- 13 and 24 pole for signal
- radar cable with 16 NF- and 2 RF contacts
- coaxial cable of RG 58 C/U and RG 213 U
- 4+PE for shore power 400 V



The round plug connectors are tested by Germanischer Lloyd and approved for use in low voltage 230 V/50 Hz cycles and voltage up to 50 V water craft.



■ **DD 06** Order-No.: **0 8400 0006**

Stainless steel lead through for VHF cable plug, cable \varnothing 4-10 mm (RG 58 C/U), flange \varnothing 50 mm

■ **DD 10** Order-No.: **0 8400 0010**

Stainless steel lead through for VHF cable plug, cable \varnothing 7-14 mm (RG 213 U), flange \varnothing 50 mm

■ **DD 16** Order-No.: **0 8400 0016**

Stainless steel lead through for round plug Series 692, cable \varnothing 9-20 mm, flange \varnothing 70 mm

■ **DD 20** Order-No.: **0 8400 0020**

Stainless steel lead through for round plug Series 694, cable \varnothing 9-20 mm, flange \varnothing 80 mm

Cable lead throughs are used for leading cables in various diameters through the deck. The series DD 06 - 20 are designed to lead the complete cable including the connectors through the deck. The connection of the outlets are hereby pro-



tected below deck and they prevent sensitive contact points, (such as the coaxial plugs) from corroding. A gasket cover for winter is included. Due to the Pg closure the connection is watertight and strain relieved.



■ **DDK 06 / 6-11 mm** Order-No.: **7 7000 8011**

■ **DDK 10 / 10-13 mm** Order-No.: **7 7000 8013**

■ **DDK 16 / 12-16 mm** Order-No.: **7 7000 8016**

For leading cables through deck. Robust plastic version to protect against corrosion and salt water. The use of O-rings guards against leaks. Perfect avoidance of cable stress.



■ **KDT 8** Order-No.: **5 0081 2163**

For leading cables through mast. Max. cable range 8 mm, hole \varnothing 12 mm.

WATERTIGHT CONNECTORS

Series 692						
No. of poles		2+PE	2	4	7	Protective cover
Max. cross sections		2,5 mm ²	2,5 mm ²	2,5 mm ²	1,5 mm ²	
Type of connection		screwed	screwed	screwed	screwed	
Cable bore		10-12 mm	6-8 mm	6-8 mm	6-8 mm	
Contact surface		Ag	Ag	Ag	Ag	
Type of protection		IP 66	IP 66	IP 66	IP 66	
Housing material		PBT-gv	PBT-gv	PBT-gv	PBT-gv	PBT
Rated power per contact		16 A	16 A	16 A	10 A	
Rated voltage according VDE 0110/72		230 V	50 V	50 V	50 V	
Flame-proof according UL-94		self extinguishing	non combustible	non combustible	non combustible	non combustible
■ Coupling plug		Order-No.: 4 0209 2904	Order-No.: 4 4501 4402	Order-No.: 4 0209 4404	Order-No.: 4 0217 4007	Order-No.: 4 2299 0000
■ Angle plug		—	Order-No.: 4 4501 7402	Order-No.: 4 0209 7004	Order-No.: 4 0217 7007	Order-No.: 4 2299 0000
■ Coupling socket		Order-No.: 4 0210 2904	Order-No.: 4 4502 4402	Order-No.: 4 0210 4404	Order-No.: 4 0218 4007	Order-No.: 4 2300 0000
■ Flange plug		Order-No.: 4 0211 3004	Order-No.: 4 4503 0002	Order-No.: 4 0211 0004	Order-No.: 4 0219 0007	Order-No.: 4 2301 0000
■ Flange socket		Order-No.: 4 0212 3004	Order-No.: 4 4504 0002	Order-No.: 4 0212 0004	Order-No.: 4 0220 0007	Order-No.: 4 2302 0000

ACCESSORIES FOR ROUND PLUG CONNECTORS-SERIES 692



■ "566" Angular housing
Order-No.: **0 0566 0000**

90° angular housing for horizontal fitting of flange plug and socket on deck.

Dimensions L 56 x W 53 x H 36 mm



■ "567" Square housing
Order-No.: **0 0567 0000**

Square housing for vertical fitting on deck. By use of this housing only the diameter of cable is drilled through deck.

Dimensions L 56 x W 53 x H 25 mm



■ "568" Block housing 3
Order-No.: **0 0568 0000**

Block housing for deck fitting with 3 flange plugs, sockets or Pg 13,5 closure for cable through deck

Dimensions L 117 x W 56 x T 25 mm

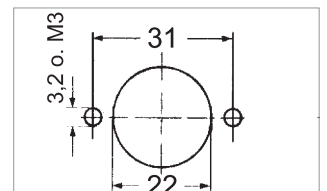
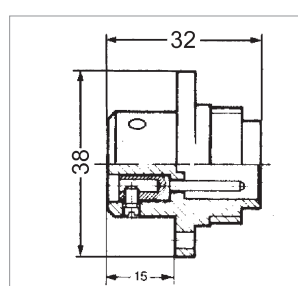
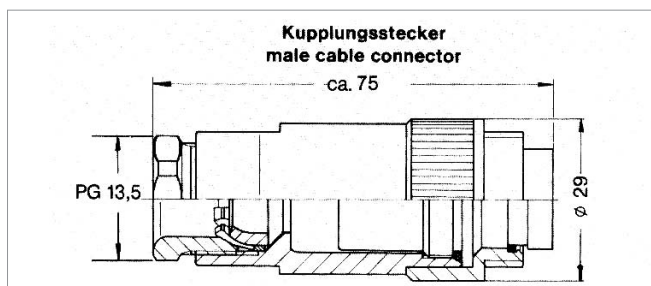


■ Protecting cap -No.: 0 0565 0000


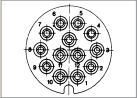
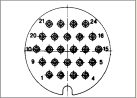

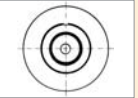





Protective cap against contact on connection side of plug and socket

■ Flange Ring Pg 13,5
Order-No.: **0 0569 0000**

Pg closure with flange ring for assembly on a block or angular housing - Series 692. Suitable for leading through a coaxial plug cable with max. 22 mm diameter. A screw-on cap is included.



WATERTIGHT CONNECTORS

Series 694							
No. of poles		4+PE	13	24	Radar (16NF-2HF)	Co-axial	Protection cap
Max. cross section		2,5 mm ²	1 mm	0,25 mm ²	0,25 mm ²	Co-axial	
Type of connection		screwed	soldered	soldered	soldered	soldered	
Cable bore		Pg 13,5/10-12 mm	Pg 13,5/10-12 mm	Pg 13,5/10-12 mm	Pg 13,5/10-12 mm	5-12 mm	
Contact surface		Ni	Ag	Au	Ag/Au		
Type of protection		IP65	IP65	IP65	IP65	IP65	
Housing material		PBT	PBT	PBT	PBT	PBT	PBT
Rated power per contact		20 A	6 A	3 A	3 A		
Rated voltage VDE 0110/77		400 V	50 V	50 V	50 V	50 Ω	
Flame-proof according UL-94		non combustible	non combustible	non combustible	non combustible	non combustible	non combustible
Coupling plug		Order-No.: 4 0709 0005	Order-No.: 4 0717 0013	Order-No.: 4 0737 0024	Order-No.: 4 9785 0018	Order-No.: 4 9783 0001	Order-No.: 4 0425 1700
Coupling socket		Order-No.: 4 0710 0005	Order-No.: 4 0718 0013	Order-No.: 4 0738 0024	Order-No.: 4 9786 0018	Order-No.: 4 9782 0001	Order-No.: 4 0426 1700
Flange plug		Order-No.: 4 0711 0005	Order-No.: 4 0719 0013	Order-No.: 4 0739 0024	Order-No.: 4 9787 0018	—	Order-No.: 4 0427 1700
Flange socket		Order-No.: 4 0712 0005	Order-No.: 4 0720 0013	Order-No.: 4 0740 0024	Order-No.: 4 9788 0018	Order-No.: 4 9784 0001	Order-No.: 4 0428 1700

ACCESSORIES FOR ROUND PLUG CONNECTORS-SERIES 694



Angular housing Order-No.: **0 0666 0000**

90° angular housing for horizontal fitting of flange plug and socket on deck.

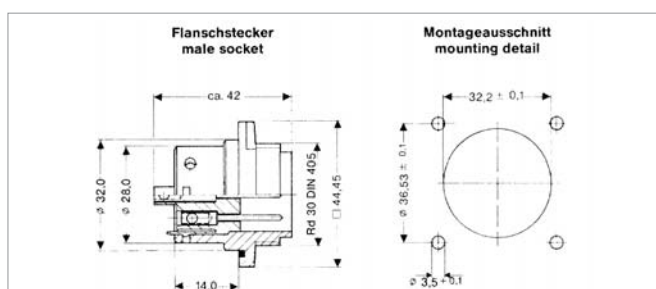
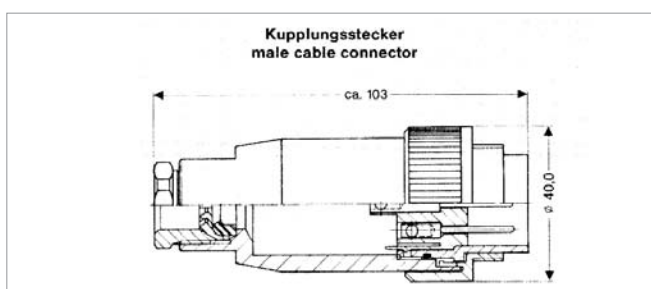
Dimensions L 74 x W 70 x H 52 mm.



Square housing Order-No.: **0 0667 0000**

Square housing for deck fitting. By use of this type of housing, only the diameter of cable is drilled through deck.


Dimensions L 74 x W 70 x H 45 mm.



➤ MAGNET CONNECTORS FOR INSIDE USE

The newest technology in connectors is the MagCode system. A completely new and revolutionary plug. Contacts are connected and hold together with the power of magnetic force. As long as the plug and socket are not closed, the contacts are absent of power and prevent a short. Only after bringing both contact groups together again the circuit will be closed. The MagCode connectors are available in voltage rates of 12 V and 24 V.

The small fitting depth allows a simple mounting in any problem space. Easy to fit is the cap for protection against moist and dirt. High operation safety in case of vibrations or in heavy seas, very important for mobile phones or notebooks, which need an interruption-free power supply. An encoder prevents connection between 12 V and 24 V.



- **MCS 12V** Order-No.: 6 0011 1012
- **MCS 24V** Order-No.: 6 0011 1024

Plug, terminal cross-section max. 2,5 mm², rated current 16 A
 Dimensions ϕ 37 x L 84 mm
 Height 18 mm



- **MCF 12V** Order-No.: 6 0011 1112
- **MCF 24V** Order-No.: 6 0011 1124

Socket
 Dimensions ϕ 37 mm
 Fitting hole ϕ 28 mm
 Depth 22 mm



- **MC CLIP** Order-No.: 6 0011 9199

Cap
 Dimensions 38 x 53 x 14 mm

➤ MINIATURE CONNECTORS FOR OUTSIDE USE

- **Coupling plug Serie 720 - 3pol.** Order-No.: 4 9105 0303
- **Coupling socket Serie 720 - 3pol.** Order-No.: 4 9106 0303
- **Coupling plug Serie 720 - 5pol.** Order-No.: 4 9113 0305
- **Coupling socket Serie 720 - 5pol.** Order-No.: 4 9114 0305
- **Cap for coupling plug** Order-No.: 4 2587 0000
- **Cap for coupling socket** Order-No.: 4 2586 0000

Sub-miniature round plug connection with very small dimensions. 3 and 5 pole version. Usable for plug-in data processing in wind measurement, etc. Housing polyamide (PA 66), bearing tube PBTB. Soldered connection. Gold plate contacts. Max. cable clamp 4 - 6 mm. IP 67

Dimensions coupling plug, -socket L 57 x ϕ 16 mm
Current in each contact (3 pole version) 7 A
Current in each contact (5 pole version) 5 A



➤ COAXIAL CABLE CONNECTORS FOR INSIDE USE

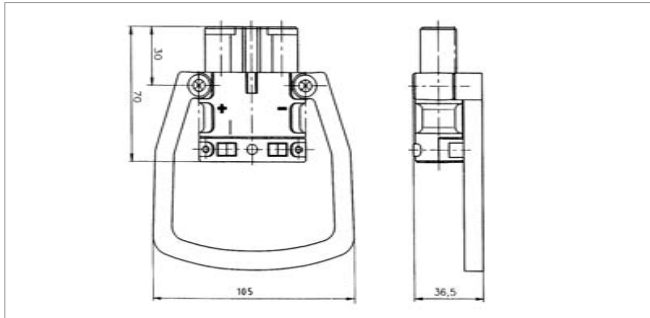
- **PL 259 - Coaxial cable plug** Order-No.: 6 0006 0259
- **UG 175/U - Reduction socket for RG 58** Order-No.: 6 0006 0175
- **SO 239 - Coaxial flange socket** Order-No.: 6 0006 0239
- **MX 913/U - Protective cover for SO 239** Order-No.: 6 0006 0913
- **PL 258 - Coaxial connector UHF / UHF** Order-No.: 6 0006 0258
- **M 358 - Coaxial T-connector UHF / UHF** Order-No.: 6 0006 0358
- **UG 255/U - Adaptor BNC / UHF** Order-No.: 6 0006 0120

Coaxial plug connections with screw closure and slotted guides to ensure immobility and tightness in case of vibration. Commonly used for applications in lower frequency range 0-300 MHz. Cable assembly by soldering. High quality version teflon insulation, solderproof up to 165 °C.



▶ PLUG CONNECTOR FOR HIGH DUTY

This is a plug connection in 2-pole version for special applications in the area of higher current up to 80A / 96V made of heavy duty material. The contacts may be crimped or soldered. Assembly in the housing is without fasteners (snap-in). A hand grip is available as accessory. It can be fitted either on the plug or socket part.



Connection diameter max. 25 mm², protection type IP 23.

■ LB 80S Coupling plug incl. hand grip	Order-No.: 6 1209 8000
■ LB 80D Coupling socket	Order-No.: 6 1210 8000
■ LB 80H Grip only	Order-No.: 6 1768 0000

▶ HIGH CURRENT CONNECTOR FOR OUTSIDE USE

This connectors are designed for high current applications up to 65 A. They can be used for outboard engines, wind generators, solar panels, hydro generators or electric propulsions. The internal clip mechanism allows an easy connection: insert the dismantled cable, close the clip and fasten the housing - that's it!

The connector is watertight protection IP 68 while connected.

The locking mechanism avoids unintended disconnection of the connector.

A set consists of a coupling plug and a coupling socket for plus and negative. They are colour coded.



■ PC 65 Set	Order-No.: 6 2179 0900
Cross sections	6 - 16 mm ²
Voltage	max. 1500 V DC
Current	max. 65 A DC
Protection	IP 68
Dimensions while connected	L 120 x \varnothing 35 mm.

▶ USB-CHARGING SOCKETS



■ **USB 12** Order-No.: 3 6731 1000

USB charging socket DC 12 V / output USB: 5 V, 1000 mA. Fitting hole \varnothing 28 mm, fastening by a hex nut.



■ **USB 12 MP** Order-No.: 3 6731 2000

USB charging socket with assembly plate 60 x 40 mm, DC 12 V / output USB: 5 V, 1000 mA. Fitting hole \varnothing 28 mm.



■ **USB 12 A** Order-No.: 3 6731 3000

USB built on socket DC 12 V / output USB: 5 V, 1000 mA.
Dimensions

L 85 x W 34 x H 33 mm